

Statistics on social services for children and young people 2019

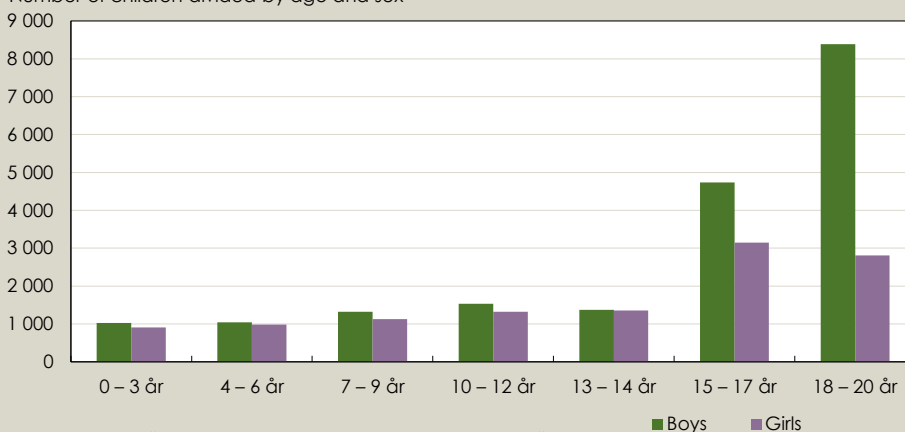
An measure is given as a 24-hour measure and / or as a non-institutional measure. In 2019, 31,100 children and young people received care during the year concerning 24-hours measures, the majority were over 15 years old. On 1 November 2019, 34,600 people received at least one one non-institutional measure.

24-hours measures 2019

The number who received a 24-hour measures in 2019 was almost 7,800 fewer than in 2018. Almost the entire reduction concerned children and young people over the age of 15. Just over 61 percent of all children and young people with 24-hours measures in 2019 were over 15 years old. For the group of unaccompanied children and young people, over 90 percent were 15–20 years old. More boys than girls received a 24-hours measures, regardless of age group. The largest gender difference is seen for people over 15 years of age.

Figure 1. Number of children and young persons who received 24-hour measures sometimes during 2019

Number of children divided by age and sex



Drop-out: Flen, Älmhult, Halmstad, Tibro, Kristinehamn och Örebro
Source: The register concerning measures for children and young people, the National Board of Health and Welfare.

Family homes are the most common form of placement

A person may have been placed in several different forms of placement during the same year. Therefore, the number of individuals divided by placement is larger than the number of unique individuals in total.

The most common form of placement is a foster homes. In 2019, 20,400 children and young people out of the 31,100 were placed in foster homes (66%).

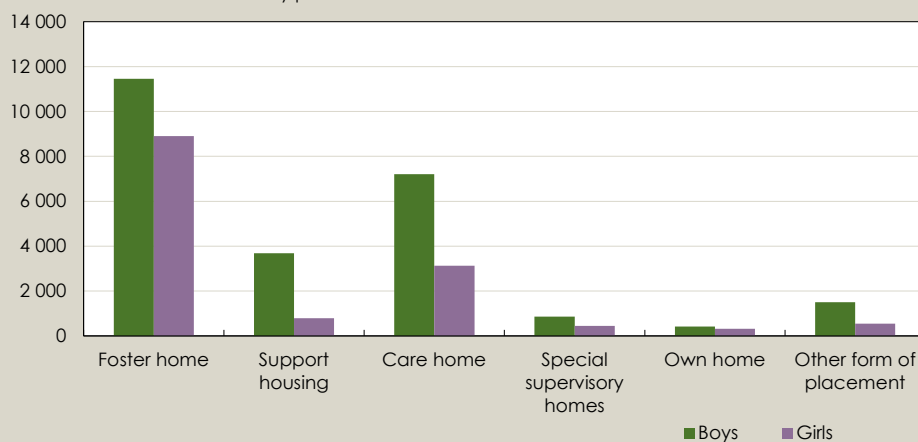
Just under 60 per cent of those placed in foster homes were boys and 40 per cent girls.

The second most common form of placement (33%) was care home (HVB). About 70 per cent of those placed on HVB were boys and 30 per cent girls.

Boys are in the majority in all forms of placement. The largest percentage difference regarding the form of placement and gender is found in the placement form supported housing where the proportion of boys was 82 per cent. Just over half of these are boys that were unaccompanied minors.

Figure 2. Number of children and young persons who received 24-hour measures sometimes during 2019

Number of children divided by placement and sex



Drop-out: Flen, Älmhult, Halmstad, Tibro, Kristinehamn och Örebro

Source: The register concerning measures for children and young people, the National Board of Health and Welfare.

Voluntary measures most common

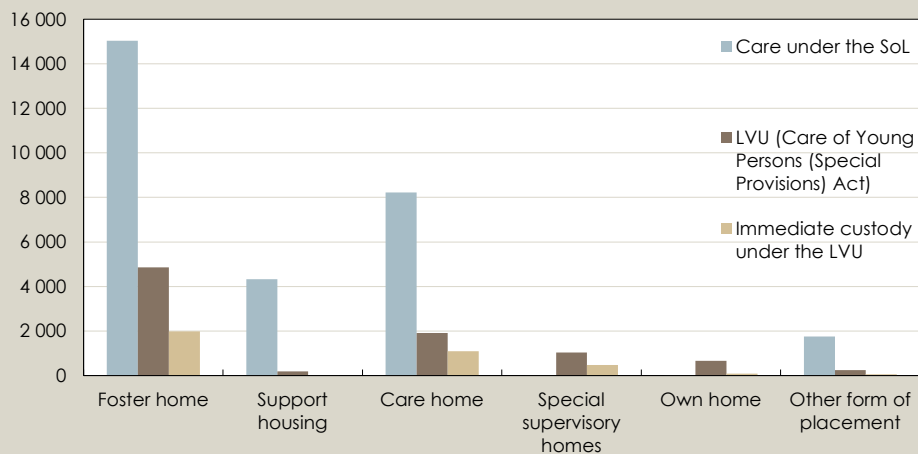
Measure can be given voluntarily, with the support of SoL, or by force, according to LVU. An individual may have received multiple 24-hour measure with the support of different legal spaces during the same year.

Therefore, the number of individuals divided into legal spaces can be more than the number of individuals in total.

The majority (78%) of the 24-hours measures given to children and young people in 2019 were according to Chapter 4. § 1 SoL and 23 per cent according to § 2 or 3 LVU alternative decision on immediate care according to § 6 LVU.

Figure 3. Number of children and young persons who received 24-hour measures sometimes during 2019

Number of children divided by measures and type of placement



Drop-out: Flen, Älmhult, Halmstad, Tibro, Kristinehamn och Örebro

Source: The register concerning measures for children and young people, the National Board of Health and Welfare.

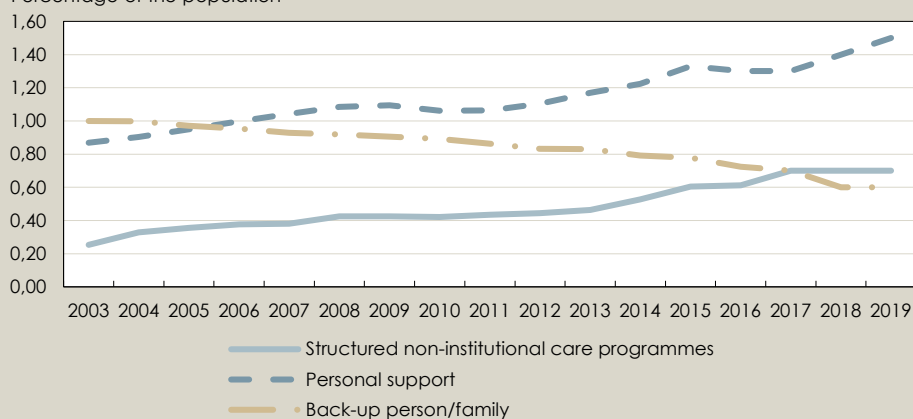
34,600 children received non-institutional measures

On 1 November 2019, almost 34,600 children and young people had at least one non-institutional measure, which is an increase of just over 800 people since 2018. However, the proportion in relation to the population has not increased.

Upon closer examination of the three largest non-institutional measures that are reported, it can be seen that the different non-institutional measures has varied since 2003.

Figure 4. Children and young persons with non-institutional measures¹⁾ under the SoL during 2003–2019

Percentage of the population²⁾



1) Contact person/family refers to 3 kap. 6 § 3 st. Especially qualified contact person according to 3 kap. 6 § 4 st. is not included.

2) Refers to the population aged 0–20 years on december 31.

Children and young people who have received measures in the form of personal support or structured non-institutional care programs have increased throughout the period. During the period 2003–2019, the proportion of the population aged 0–20 who received personal support increased from 0.87 per cent to 1.50 per cent. The corresponding proportion for those who received a structured non-institutional care program also increased, from 0.25 per cent to 0.70 per cent. On the other hand, the number of children and young people with a contact person / family has decreased from 1 per cent to 0.6 per cent.

More information

You can find more tables, graphs and information here (select *Tillhörande dokument och bilagor*):

www.socialstyrelsen.se/statistik-och-data/statistik/statistikammen/statistikammen/barn-och-ungdom/

(in Swedish, but with English list of terms).

Contact information:

questions regarding the subject

Eva Kågström

Phone: +46 (0)75-247 30 00

E-mail: eva.kagstrom@socialstyrelsen.se

questions regarding statistics

Hillevi Rydh

Phone: +46 (0)75-247 30 00

E-mail: hillevi.rydh@socialstyrelsen.se