

Statistics on social services for children and young people 2021

In 2021, 26,200 children and young people received care during the year concerning 24-hour measures. The majority were over 15 years old and most commonly boys. On November 1, 2021, 32,500 individuals received at least one non-institutional measure.

Measures refers to a non-institutional measure and / or a 24-hour measure. Note that an individual can receive several measures during a year, both as 24-hour measure and non-institutional measure. The statistics also report data on initiatives on 1 November each year.

24-hour measures 2021

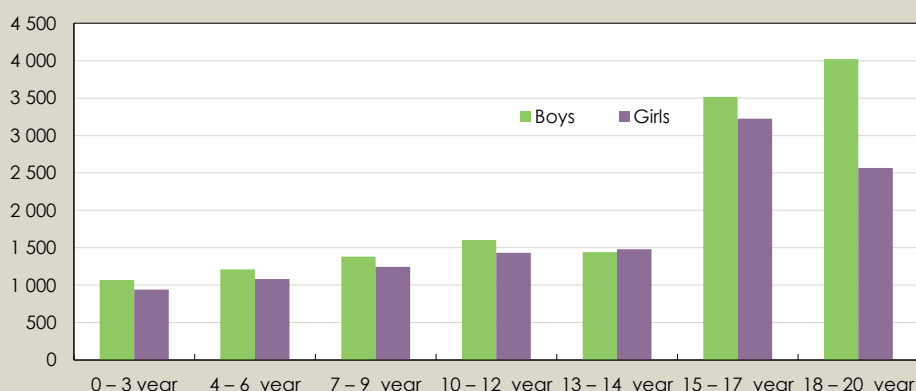
The number of individuals who received a 24-hour measure in 2021 was just under 1,100 fewer than in 2020. It is mainly boys over the age of 15 who are fewer in 2021 compared to 2020.

Of those who received a 24-hour measure in 2021, 54 percent were boys and 46 percent were girls. The corresponding proportions were 57 percent boys and 43 percent girls in 2020.

Just over half of all children and young people with a 24-hour measure in 2021 were over 15 years old. For the 2,400 unaccompanied children and young people who received an intervention sometime in 2021, 83 percent were aged 15–20.

Figure 1. Number of children and young persons who received 24-hour measures sometimes during 2021

Number divided by age and sex



Source: The register concerning measures for children and young people, the National Board of Health and Welfare.

Drop-out: Heby, Vingåker, Söderköping, Jönköping, Vännäs och Gällivare

Family homes are the most common form of placement

An individual may have had several different forms of placements during the same year. Therefore, the number of individuals divided by placement is higher than the number of individuals in total.

The most common form of placement was family homes.

In 2021, 18,700 children and young people were placed in family homes, which is 700 fewer than the year before. Of those placed in family homes, 51 percent were boys and 49 percent were girls. Corresponding proportion were 53 and 47 percent respectively in 2020.

The second most common form of placement was home for care or accommodation (HVB).

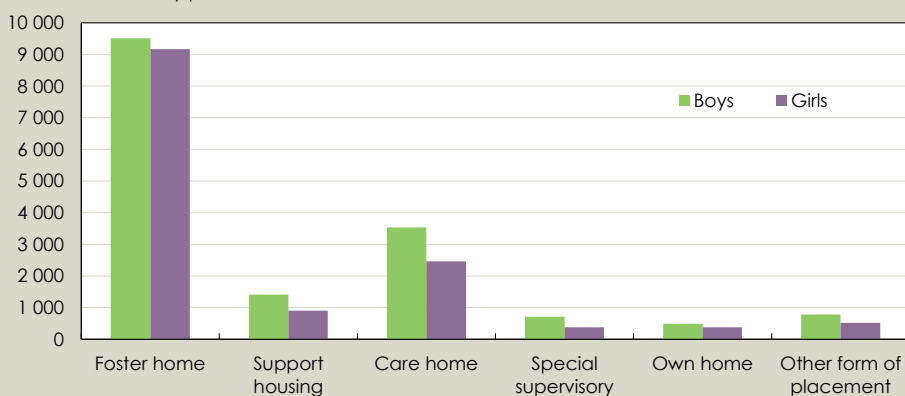
There were 6,000 children and young people who were placed in HVB in 2021, which was 2,300 fewer than in 2020. Of the placements in HVB, 59 percent were boys and 41 percent were girls. The corresponding proportion was 64 and 36 percent respectively in 2020. The number of HVB placements has more than halved since 2018. The decrease has been most apparent among boys aged 15 and older.

Supported housing is another form of placement that fewer and fewer children and young people are placed in. In 2021, 2,300 children and young people were placed in supported housing, which was 930 fewer than in 2020. Of the placements in supported housing, 61 percent were boys and 39 percent were girls. The corresponding proportion was 73 and 27 percent respectively in 2020.

Boys were in the majority in all forms of placement. However, there is a clear pattern that the difference between the percentage of boys and girls who are placed has evened out in recent years.

Figure 2. Number of children and young persons who received 24-hour measures sometimes during 2021

Number divided by placement and sex



Source: The register concerning measures for children and young people, the National Board of Health and Welfare.

Drop-out: Heby, Vingåker, Söderköping, Jönköping, Vännäs och Gällivare

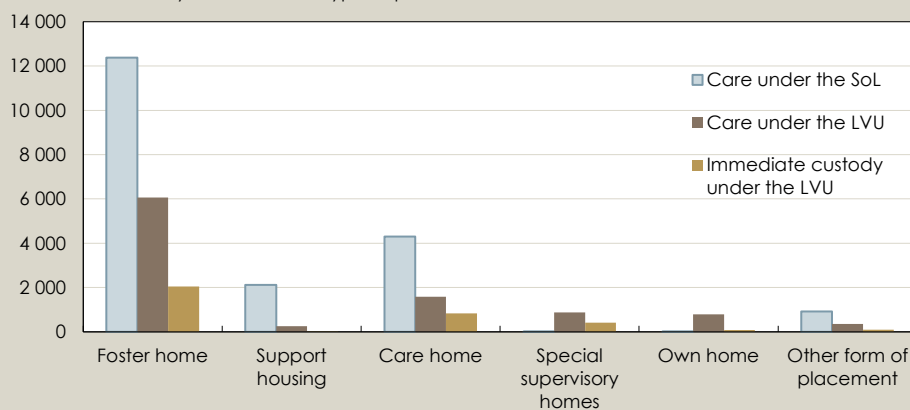
Voluntary measures most common

Measures can be with consent, with the support of Chapter 4. § 1 Social Services Act (SoL), or by force, according to Care of Young Persons (Special Provisions) Act (LVU). An individual may have received multiple 24-hour measures with the support of different legal reason during the same year. Therefore, the number of individuals divided into legal spaces can be higher than the number of individuals in total.

Most of the 24-hours measures given to children and young people in 2021 were made up of voluntary measures.

Figure 3. Number of children and young persons who received 24-hour measures sometimes during 2021

Number divided by measures and type of placement



Source: The register concerning measures for children and young people, the National Board of Health and Welfare.

Drop-out: Heby, Vingåker, Söderköping, Jönköping, Vännäs och Gällivare

The number of transfers of custody has increased

Between 2020 and 2021, the number of custody transfers has increased. In 2021, there were 432 children where the 24-hours measure ended with custody being transferred to the family home. The corresponding figure for 2020 was 319.

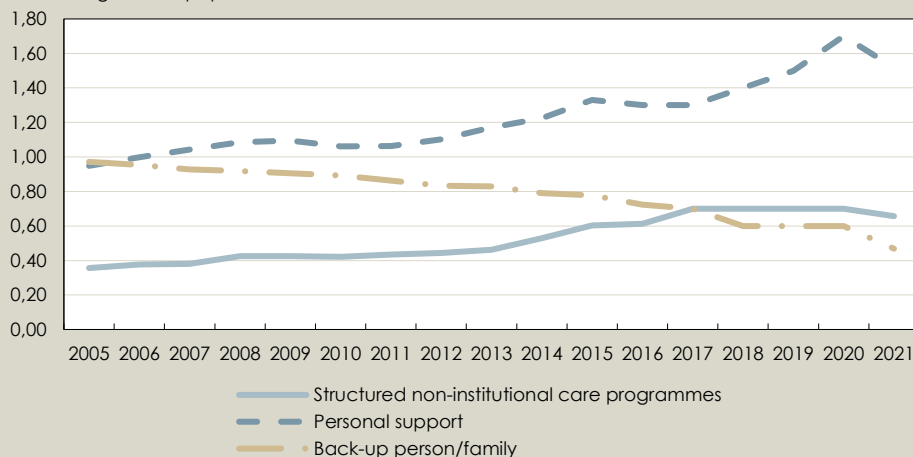
Fewer children and young people received non-institutional measures

On November 1, 2021, just under 32,500 children and young people had at least one non-institutional measure, which is a decrease of almost 2,800 individuals since 2020. The proportion of interventions in relation to the population has also decreased.

Upon closer examination of the three largest non-institutional measures that are reported, it can be seen that the different non-institutional measures varied since 2005.

Figure 4. Children and young persons with non-institutional measures under the SoL during 2005–2021

Percentage of the population²⁾



1) Contact person/family refers to 3 kap. 6 § 3 st. Especially qualified contact person according to 3 kap. 6 § 4 st. is not included.

2) Refers to the population aged 0–20 years on december 31.

Children and young people who received measures in the form of personal support or structured non-institutional care programs increased up to and including 2020 and then decreased during 2021. During the period 2005–2020, the proportion of the population aged 0–20 who received personal support increased from under one percent to approximately 1.7 percent. However, the year 2021 showed a reduction to 1.5 percent. The corresponding proportion for those who received a structured non-institutional care program leveled off in 2017 and then decreased slightly between 2020 and 2021, from 0.4 percent in 2005 to 0.7 percent in 2021. However, the number of children and young people with a contact person/family has decreased from a percent to half a percent during the same period.

More information

You can find more tables, graphs and information here (select *Tillhörande dokument och bilagor*):

<https://www.socialstyrelsen.se/statistik-och-data/statistik/alla-statistikamnen/barn-och-ungdom/>

(in Swedish, but with English list of terms).

Contact information:

questions regarding the subject

Eva Kågström

Phone: +46 (0)75-247 30 00

E-mail: eva.kagstrom@socialstyrelsen.se

questions regarding statistics

Hillevi Rydh

Phone: +46 (0)75-247 30 00

E-mail: hillevi.rydh@socialstyrelsen.se