

## Statistics on Stroke 2019

**In 2019, there were about 27,500 stroke cases involving approximately 25,700 people. The number of people suffering from stroke has decreased by nearly 40 percent over the past 15 years. Approximately 5,800 people died in 2019 as a result of the disease and every fourth person dies within 28 days of falling ill.**

### Stroke incidence is decreasing

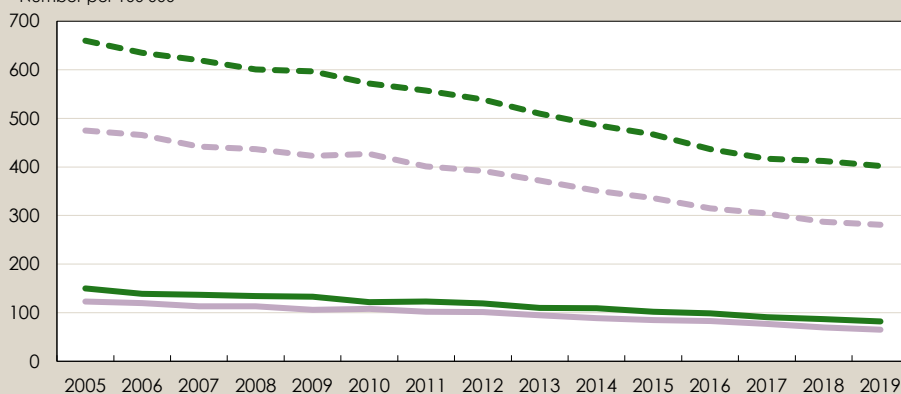
Statistics on stroke include both cerebral infarction and brain haemorrhage (see info box page 4). During the 2000s, both the incidence, number of stroke cases per 100,000 inhabitants, and the mortality, number of deaths per 100,000 inhabitants, have decreased steadily. Figure 1 shows the trend for women and men between 2005 and 2019. The figures are age-standardized, which means that they are adjusted for differences over the years in the age structure of the population. Both incidence and mortality have fallen by approximately 40 percent during the period, both for women and for men.

In 2019, 25,700 people suffered a stroke, a decrease of about 300 people compared to the previous year. About 5 800 people died with stroke being the cause of death in 2019, a decrease of about 300 people compared to 2018.

**Figure 1. Number of stroke cases and stroke mortality per 100,000 inhabitants, 20 years and older, by sex and year, 2005-2019**

Age-standardised numbers

Number per 100 000



Source: The National Patient Register and the Causes of Death Register, The National Board of Health and Welfare

--- Incidence - men  
 --- Incidence - women  
 --- Mortality - men  
 --- Mortality - women

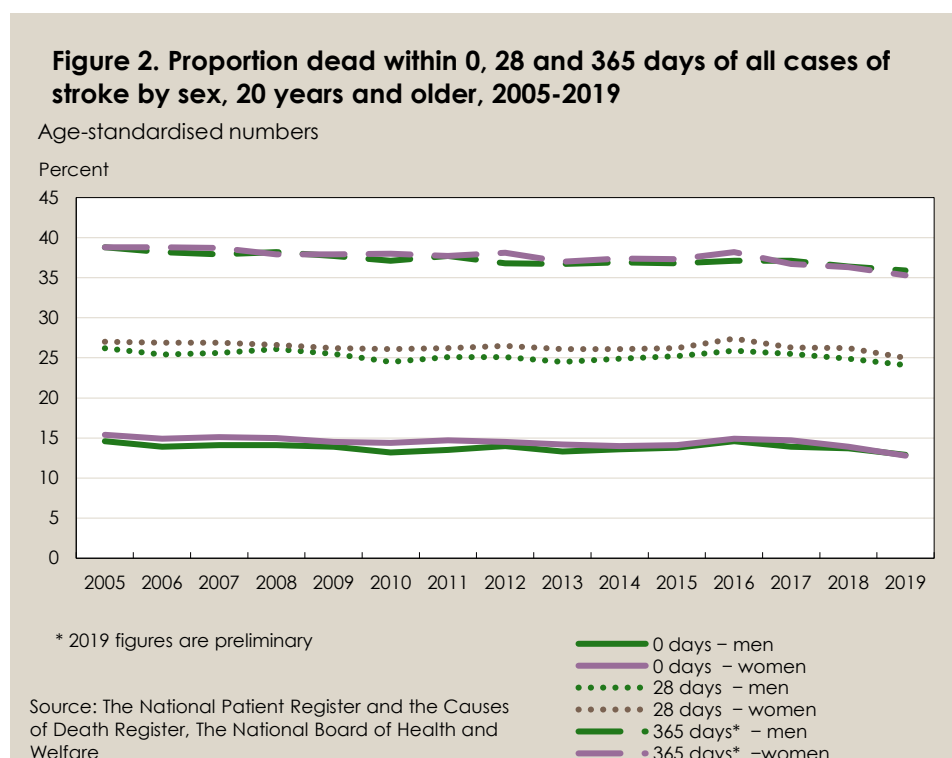
Taking into account differences in age structure and the number of people in the population, approximately 43 percent more cases of stroke per 100,000 inhabitants occur among the male population compared with the female population. The difference between the sexes is less in terms of mortality. About 26 percent more

men than women died with stroke being the cause of death in 2019 per 100,000 inhabitants. However in absolute numbers, more women than men die from stroke. This is because older people suffer stroke to a much greater extent than younger people (see figure 3), and the proportion of elderly people is higher among women than among men.

## Every fourth person with a stroke dies within 28 days

The proportion of people who die as a result of their stroke has been fairly constant over time. Case fatality rate is the proportion of people that die within certain period of time. Figure 2 shows the proportion of women and men, between the years 2005 and 2019, who died the same day, within 28 and 365 days having suffered a stroke. The figures are age-standardized.

Of the stroke cases that occurred in 2019, 13 percent of those who suffered a stroke died on the same day, 25 percent within 28 days and 36 percent within 365 days. This is only marginally fewer compared to 15 years ago. In 2005, 15 percent of those suffering a stroke died the same day and 27 percent within the first 28 days and 39 percent within 365 days.



There is only a marginal difference in case fatality rate between men and women. Of the stroke cases that occurred in 2019, both 13 percent of men and women died on the same day as they had their stroke. Within 28 days, 24 percent

of men had died and 25 percent of women. Within a year, 36 percent of men and 35 percent of women affected by stroke had died.

## Stroke most common among the elderly

Stroke occurs at all ages, but is much more common among the elderly than among younger people. Less than 4 percent of the cases that occurred in 2019 affected a person who was younger than 50 years, one percent among those who died were younger than 50 years. A majority, 74 percent, of those who suffered a stroke are over 70 years old. Of those who die of stroke, 89 percent are over 70 years old.

**Figure 3. Number of stroke cases and stroke mortality per 100,000 inhabitants, by sex and age, 2019**

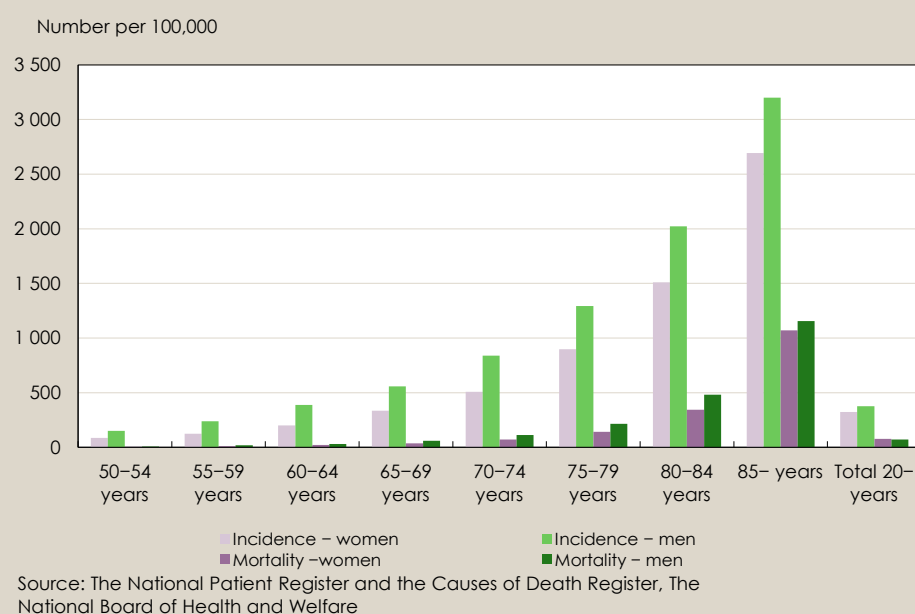


Figure 3 shows incidence and mortality in 2019 for women and men divided in different age groups. Both the number of strokes and deaths per 100,000 people in the population increases significantly for each higher age group. Within each age group there is higher incidence and higher mortality for men compared to women.

### Sources of data

In the stroke statistics, the incidence date is estimated using the admission date in the National Patient Register. In case the patient died without having received treatment at a hospital, the incidence date is estimated using the date of death in the Swedish Cause of Death Register.

Starting from 2020 hospitalizations from the national patient register that began in 2019 but ended in 2020 are now included. This applies to the statistical year 2019. Before 2020, only hospitalizations that were started and ended in the same year as the last reported statistical year were included, which meant that these figures were presented as preliminary as it did not include hospitalizations that were started but ended in another year. The past year was therefore partly comparable with previous years. For the measure of lethality in stroke, deaths within 365 days, preliminary figures are presented for the year 2019 because the following year has not ended.

### Stroke diseases in the statistics according to ICD-10:

- Intracerebral haemorrhage (I61)
- Cerebral infarction (I63)
- Stroke, not specified as haemorrhage or infarction (I64)

### More information

You can find more tables, diagrams and information here  
<https://www.socialstyrelsen.se/en/statistics-and-data/statistics/>  
If you want to use our statistical database (in Swedish):  
[https://sdb.socialstyrelsen.se/if\\_stroke/val.aspx](https://sdb.socialstyrelsen.se/if_stroke/val.aspx)

### Contact:

Christian Lovering, statistical inquiries  
Telephone: +46 (0) 75-247 30 00  
E-mail: [patientregistret@socialstyrelsen.se](mailto:patientregistret@socialstyrelsen.se)

Anastasia Simi, inquiries regarding the subject of stroke  
Telephone: +46 (0)75-247 30 00  
E-mail: [anastasia.simi@socialstyrelsen.se](mailto:anastasia.simi@socialstyrelsen.se)