

# Statistics on the Functionally Impaired – Measures Specified by LSS 2020

**The number of people receiving services under the Act concerning Support and Service for Persons with Certain Functional Impairments (LSS) has increased by 22 percent since 2010. The most common service for people with LSS is daily activities.**

## The Service counselling and other personal support

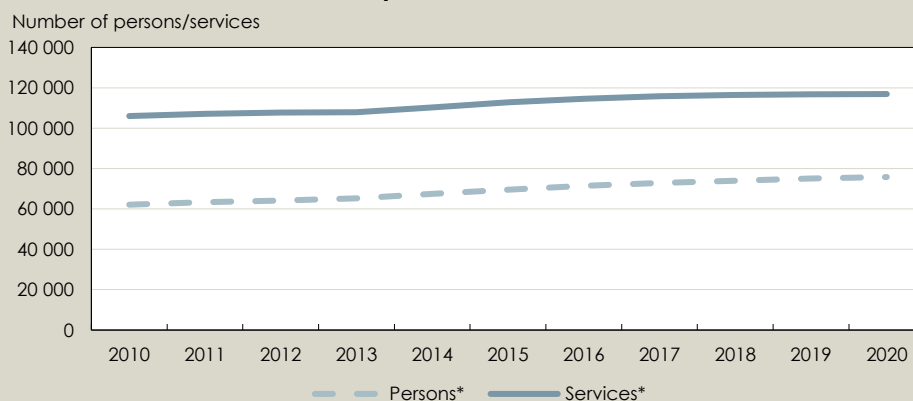
The statistics on the service are based on information from the regions and from the municipalities responsible for the service. Data are collected as quantity statistics and the statistics are presented exclusively in the Excel appendix.

## More received services

On October 1, 2020, 75,800 people had at least one implemented service according to LSS. This number does not include those who only have counselling and other personal support as a service. The number of people receiving support according to LSS has increased by 22 percent since 2010.

The number of provided services increased from 106,000 on October 1, 2010 to 116,900 on October 1, 2020, which is an increase of ten percent. The number of services has a slower rate of increase than the number of recipients. This in turn means that the number of services per person has decreased over time. On average, the persons in the statistics received 1.71 services per person on October 1, 2010. The corresponding number for October 1, 2020 was 1.54.

**Figure 1. Total number of individuals receiving LSS services and the number of services\* provided October 1, 2010–2020**



\* The service counselling and other personal support has been excluded  
Source: LSS Register, The National Board of Health and Welfare

### Group of people entitled to special services

Some people with impairments are entitled to services according to LSS. To be entitled the person has to belong to one of three groups, defined in 1 § 1–3 LSS:

Group 1: Persons with intellectual disabilities and people with autism or conditions similar to autism.

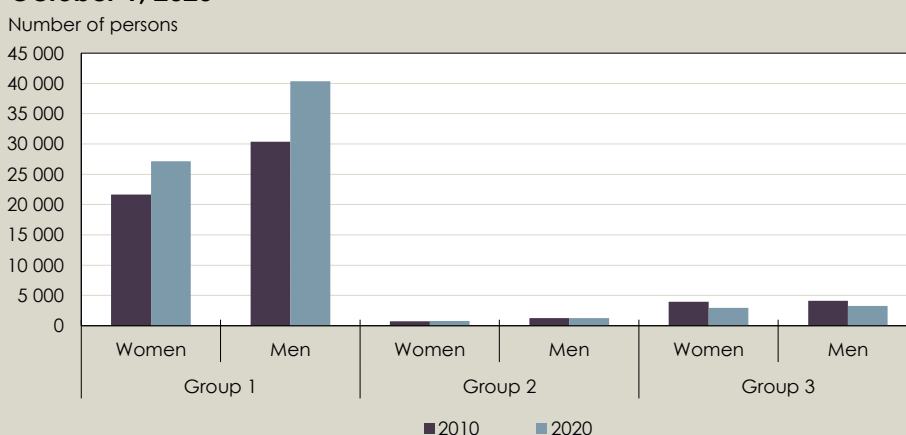
Group 2: Persons with significant and permanent intellectual functional disabilities following brain damage as an adult.

Group 3: Persons, who as a result of other serious and permanent functional disabilities, which are clearly not the result of normal ageing, have considerable difficulties in everyday life and great need of support or service.

## Group 3 decreases over time

To receive services according to LSS, a person must belong to one of the three groups defined in the box above. More men than women are granted services according to LSS and the majority belong to group 1. Group 1 is also the group that has increased most over the last decade. The number of men in group 1 increased by 33 percent between 2010 and 2020. The corresponding increase for women was 25 percent. A small increase has also taken place in the group 2. Among men, the increase was one percent and among women five percent. Group 3, on the other hand, has decreased. Since 2010, the decrease was 25 percent among women and 20 percent among men.

**Figure 2. Number of individuals receiving LSS services\* by group entitled to special services and gender at October 1, 2010 and October 1, 2020**

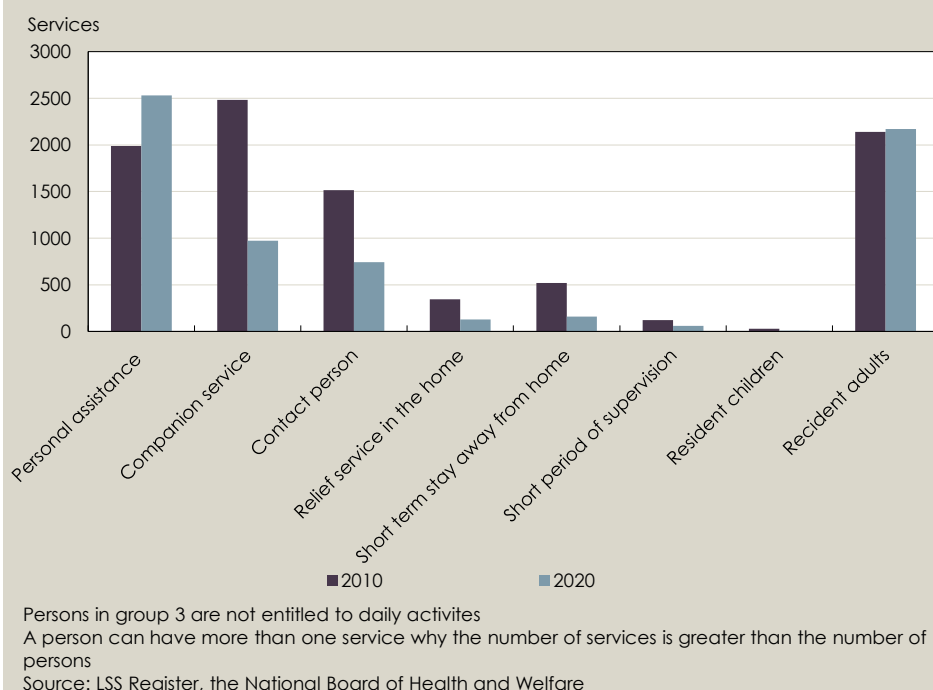


\* The service counselling and other personal support has been excluded.  
Source: LSS Register, The National Board of Health and Welfare

## Fewer people in group 3 granted companion service and contact person

There are about the same number of adults in group 3 who received the service resident in 2020 compared to 2010. The number receiving personal assistance increased by 27 percent. During the period, the number of persons receiving companion service and contact person decreased by 61 percent and 51 percent, respectively. Disability organizations have stated that people with certain disabilities, such as visual impairment or deafblindness, find it increasingly difficult to access the companion service according to LSS, for further information see the National Board of Health and Welfare's status report for LSS 2020.

**Figure 3. Number of LSS services in group 3\* at October 1, 2010 and October 1, 2020 by type of service**



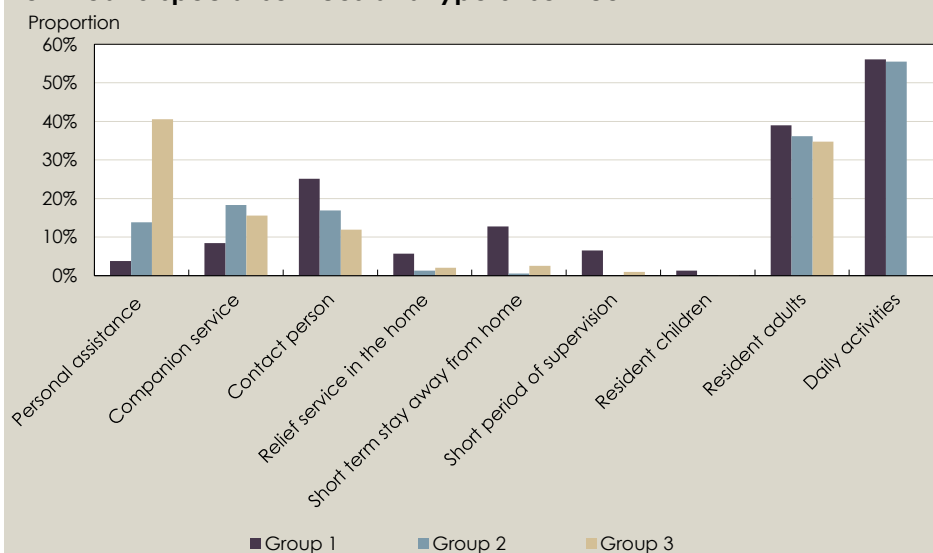
### **The responsibility for personal assistance is shared between the municipalities and the Swedish Social Insurance Agency**

Personal assistance according to LSS is given to those who need help with their breathing, personal hygiene, meals, dressing, communicating with other people or other help that requires thorough knowledge of the functionally impaired (basic needs). Those in need of personal assistance for their basic needs also have the right to assistance for other personal needs if the needs are not met by other means. If the person needs personal assistance that includes an average of more than 20 hours a week for basic needs, he/she may be entitled to assistance from the Swedish Social Insurance Agency. **Persons with attendance allowance from the Swedish Social Insurance Agency are not included in these statistics.**

## Most common service is daily activities

Services according to LSS must be adapted to the recipient's individual needs and ensure the participant good living conditions. The most common service is daily activities. The target group is people of working age who are not gainfully employed or studying. The right to daily activities only applies to group 1 and 2. For group 3, the most common service is personal assistance. The second most common service for all three group are resident for adults. The service are given in the form of housing with special service for people in adulthood who need support, service and care and can be designed in different ways. For people who belong to group 1, the third most common service is a contact person. A contact person is responsible for supporting an individual in order to reduce their isolation and enable them to participate in community life.

**Figur 4. Number of LSS services at October 1, 2020 by group of people entitled to special services and type of service**



A person can have more than one service why the sum of the proportions is greater than one  
Source: LSS Register, the National Board of Health and Welfare

### More information

You can find more tables, graphs and information here (välj *Tillhörande dokument och bilagor*):

[www.socialstyrelsen.se/statistik-och-data/statistik/statistikammen/personer-med-funktionsnedsattning/](http://www.socialstyrelsen.se/statistik-och-data/statistik/statistikammen/personer-med-funktionsnedsattning/) (in Swedish, but with English list of terms).

### Contact information:

Regarding the statistics  
Kristina Klerdal  
+46(0)75-247 30 00  
sostat@socialstyrelsen.se

Regarding the subject  
Karin Flyckt  
+46(0)75-247 30 00  
karin.flyckt@socialstyrelsen.se