

Statistics on Elderly and Persons with Impairments – Management Form 2021

The purpose of these statistics is to show the distribution of management form for the most common types of assistance provided by municipalities for the elderly and persons with impairments. Over time, the proportion of care services provided under private management was higher among persons with impairments compared to the elderly.

The fact sheets is based on an annually survey among Sweden's municipalities with answers on aggregate level. There is also an individual statistics collected each month, which reported in another fact sheets “Statistics on social services for the elderly and people with impairments”. The database on individual level is also an important data source for the status report “Care for the elderly, the condition and development in health and care for people 65 years and older”.

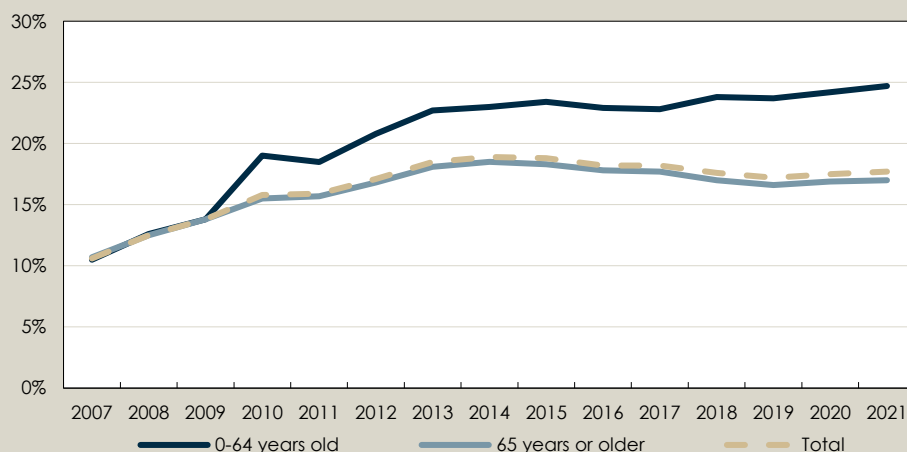
Home care services under private management have increased over time

On October 1, 2021, almost 255,000 people were receiving home care in ordinary housing. Of that number, 23,000 were persons with impairments (0–64 years) while 232,000 were elderly (65 years and older).

Based on the proportions within each group, the percentage of home care provided under private management was at the same level for both persons with impairments and the elderly between 2007 and 2009. After that, the percentage increases for persons with impairments.

In 2021, 24 percent of the home care given to people with impairments in ordinary housing was provided under private management. The corresponding figure for the elderly was about 17 percent. In total, the percentage of home care provided under private management has increased over time and in 2021, the figure was just over 18 percent (see Figure 1).

Figure 1. Proportion granted home help service in ordinary housing from private management during October 1, 2007–2021 by age



Source: Statistics on care and help services to elderly and persons with Impairments, The National Board of Health and Welfare

Private management – health and social care for which the municipality is ultimately responsible, but provided by someone other than the municipality, such as a company (incl. municipal companies), foundation or co-operative on behalf of, and compensated by the municipality, or where the municipality purchases places in residential care homes.

Municipal management – health and social care provided primarily by staff employed by the municipality.

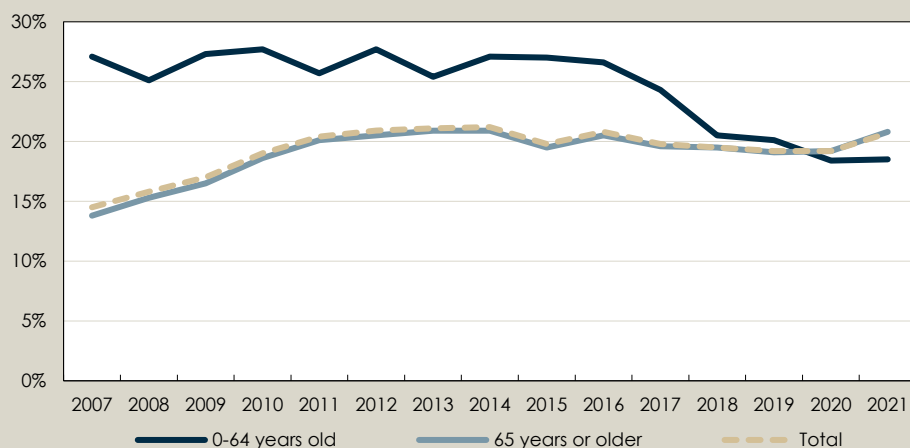
Short-term housing – assistance in the form of a temporary care around the clock outside regular residence. This type of care can, for example, be rehabilitation, nursing, and intermittent care and relieving for relatives.

The number of elderly in special housing decreases

On October 1, 2021, just over 88,000 people were living in special (forms of) housing. Of those, 4,000 were persons with impairments while just over 84,000 were elderly.

The percentage of elderly people living in special housing under private management has increased every year from 2007 to 2014 and since then, about a fifth of the housing have been under private management. For persons with impairments, the percentage of special housing under private management has been somewhat higher, between 25 and 27 percent until 2016. Since then, the percentage has decreased and is now at the same level as that for the elderly, namely, about 19 percent (see Figure 2).

Figure 2. Proportion special housing in private management on October 1, 2007–2021 by age



Source: Statistics on care and help services to elderly and persons with Impairments, The National Board of Health and Welfare

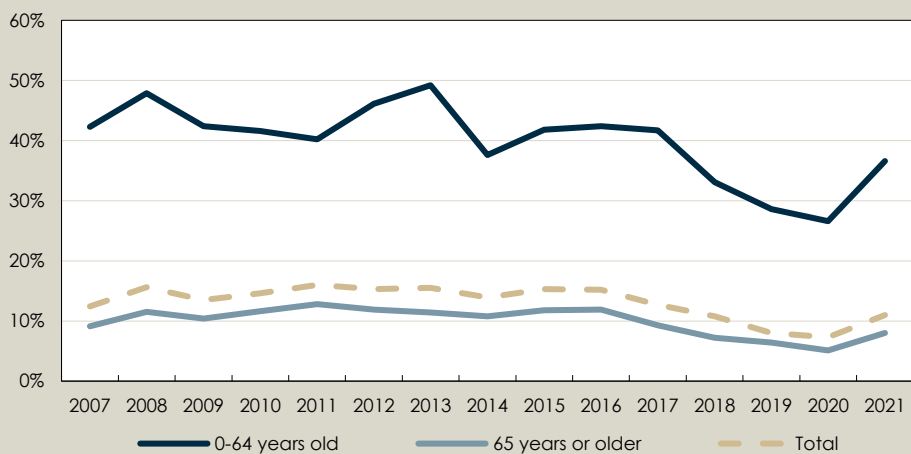
The percentage of short-term housing under private management has decreased

On 1 October 2021, just over 6,400 people were in short-term housing. Of those, 650 were persons with impairments while 5,800 were elderly.

For persons with impairments, 37 percent of the short-term housing were under private management compared with 8 percent for the elderly. In total, 11 percent of the short-term housing were under private management in 2021, which is a decrease of 4 percentage points compared with the year before.

Over time, the percentage of short-term housing under private management has changed noticeably for persons with impairments while the percentage for the elderly has been more stable. The highest percentage of persons in short-term housing under private management was in 2011 (16 percent) but since 2015, the percentage has decreased every year up until 2020 (see Figure 3).

Figure 3. Proportion short-term care in private management during October 1, 2007–2021 by age



Source: Statistics on care and help services to elderly and persons with Impairments, The National Board of Health and Welfare

More information

You can find more tables, graphs and information here (choose *visa bilagor*):

www.socialstyrelsen.se/statistik-och-data/statistik/statistikammen/social-tjanstinsatser-till-aldre

(in Swedish, but with English list of terms).

Contact information:

Shiva Ayoubi

E-mail: sostat@socialstyrelsen.se