

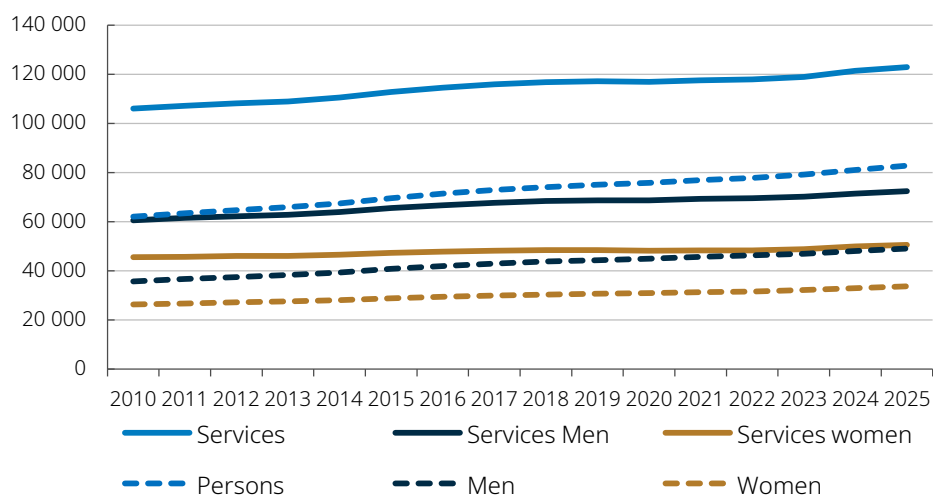
Statistics on the Functionally Impaired – Measures Specified by LSS 2025

A total of 82,800 people had at least one service under the Act concerning Support and Services for Persons with Certain Functional Impairments (LSS) on October 1st, 2025. The most common services are daily activities and residence with special services for adults.

More receive services

On October 1st, 2025, 82,800 people had at least one implemented and municipally decided service under the Act concerning Support and Service for Persons with Certain Functional Impairments (LSS). This means an increase of 1,700 persons since October 1st, 2024. The number of persons with services has increased by 33 percent since 2010, see Figure 1. The increase is greater among men than among women. The number of men with LSS services has increased by 37 percent since 2010. The corresponding increase among women is 28 percent.

Figure 1. Number of services and number of persons receiving LSS services provided in Sweden on October 1st year 2010–2025, by gender



Source: National Register of Municipal Support and Service for Persons with Certain Functional Impairments, the National Board of Health and Welfare

The Service counselling and other personal support

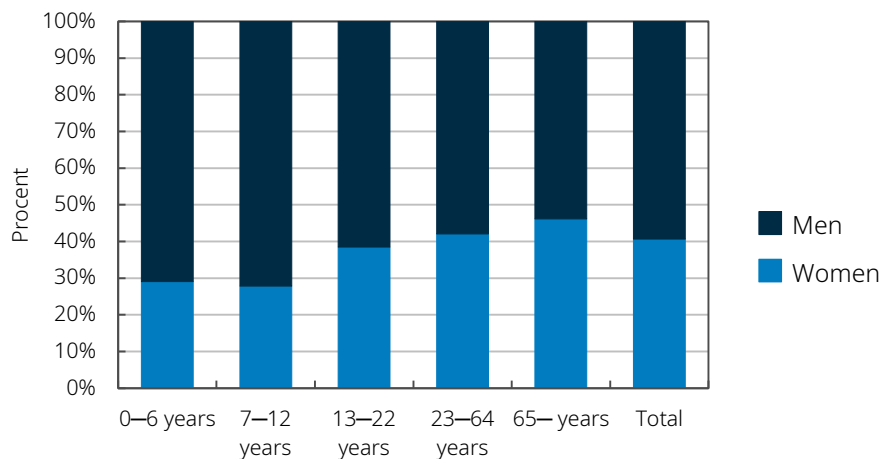
The statistics on the service counselling and other personal support are based on information from the regions and from the municipalities responsible for the service. Data are collected in an aggregated form and the statistics are presented exclusively in the Excel appendix.

The total number of services amounted to 122,900 on October 1st, 2025. This is an increase of 15 percent since 2010. On average, people with LSS received 1.71 services per person on October 1st 2010. The corresponding number for October 1st 2024 was 1.50 services per person. The reason for the number of services per person has decreased is that fewer people receive three services. A combination of three services that has decreased are contact person, residence with special services for adults and daily activities.

Larger gender differences among the youngest

There are more men than women who receive support under the LSS. Among those who received an intervention in 2025, 41 percent were women and 59 percent were men. The differences between the sexes are greatest among younger individuals and decrease with increasing age, see Figure 2. In the 0–6 age group, 30 percent were girls. The gender differences were smallest in the 65 and older age group, where women accounted for 46 percent of those receiving support.

Figure 2. Gender differences within LSS*, by age on October 1st, 2025



*The service counselling and other personal support has been excluded

Source: National Register of Municipal Support and Service for Persons with Certain Functional Impairments, the National Board of Health and Welfare

Gender differences within LSS can to some extent be explained by differences in the prevalence of different diagnoses, see for example the National Board of Health and Welfare's status report for LSS 2020. Some diagnoses that are linked to the right to services are more common among men than among women in the total population, such as developmental disorders and autism. At the same time, research shows that girls are often diagnosed later than boys, for example when it comes to autism, which may explain why the gender differences decrease with increasing age.

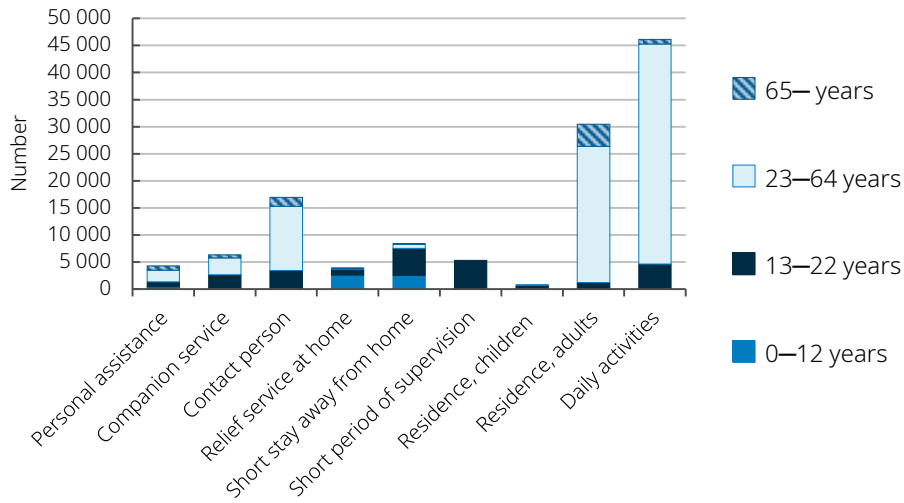
The design of services according to LSS

Services according to LSS should be adapted to the recipient's individual needs and ensure the participant good living conditions and full participation in society (7 § LSS). The individual shall, to the greatest possible extent, be given influence and co-determination over services that are given (6 § LSS).

The most common services among different age groups

The two most common services for children aged 0–12 years were relief service in the home and short stay away from home, see Figure 3. Relief service aim to make it possible for guardians to relax or carry out tasks outside the home. Short stay is given outside home to provide a change of environment and recreation for the child or to provide relief for guardians. It can be arranged in various forms, for example short-term home, with a support family or as a camp. The purpose of short period of supervision is to provide the student with meaningful leisure activities before and after school as well as during school holidays and teacher training days. For adults aged 23–64, the two most common services are daily activities and residence for adults. Daily activities are given to people of working age, who are not gainfully employment or studying. The service should offer the individual stimulation, development, meaningfulness and community according to his or her wishes.

Figure 3. Number of LSS services on October 1st, 2025, by age and type of service



*The service counselling and other personal support has been excluded

Source: National Register of Municipal Support and Service for Persons with Certain Functional Impairments, the National Board of Health and Welfare

Residence for adults are given to people who need support, service or care. The most common forms of housing are group housing and service housing. For persons aged 65 years and older, the two most common services are residence for adults and contact person. A contact person supports the individual in order to reduce isolation and enable participation in community life.

Fewer receive personal assistance

The number of people with personal assistance has increased every year since 2010 up to 2020, from 3,600 people in 2010 to 5,300 people in 2020. This is an increase by 47 percent and personal assistance is the service that has increased the most in relative terms. Withdrawals in attendance allowance explain part of the increase, see table 5 (Excel attachment).

The responsibility for personal assistance is shared between the municipalities and the Swedish Social Insurance Agency

Personal assistance according to LSS is given to those who need help with their breathing, personal hygiene, meals, dressing, communicating with other people or other help that requires thorough knowledge of the functionally impaired (basic needs).

Those in need of personal assistance for their basic needs also have the right to assistance for other personal needs if the needs are not met by other means. If the person needs personal assistance that includes an average of more than 20 hours a week for basic needs, he/she may be entitled to assistance from the Swedish Social Insurance Agency. **Persons with attendance allowance from the Swedish Social Insurance Agency are not included in these statistics.**

More information

You can find more tables, graphs and information here (choose Tillhörande dokument och bilagor):

<https://www.socialstyrelsen.se/statistik-och-data/statistik/alla-statistikamnen/personer-med-funktionsnedsattning/> (in Swedish, but with English list of terms).

Contact information:

Regarding the statistics

Shiva Ayoubi

Kursat Tuncer

Phone: +46 (0)75-247 30 00

E-mail: sostat@socialstyrelsen.se

Regarding the subject

Karin Flyckt

Phone: +46 (0)75-247 30 00

karin.flyckt@socialstyrelsen.se