

# Statistics on the Health and Medical Services of Municipalities 2016

**In 2016 almost 400 000 patients received care actions from the Municipal health and medical care. Over 40 percent of these individuals received care every month of the year. The majority of the patients are 65 year or older.**

## Municipal health and medical care

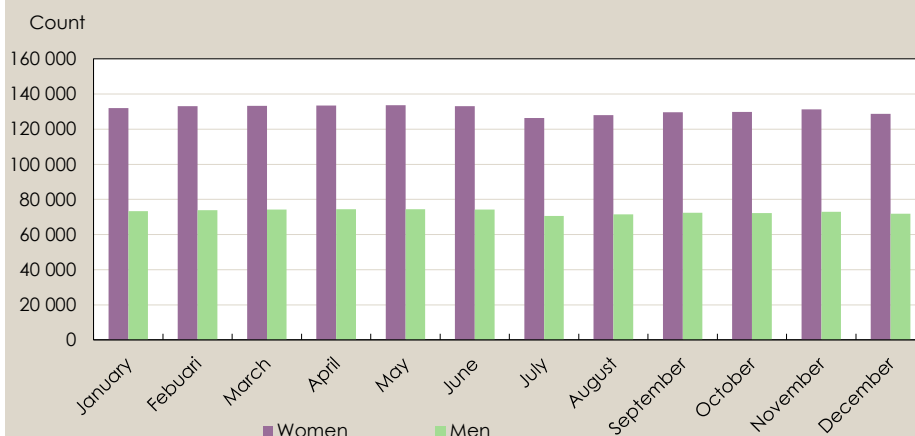
Municipal health and medical care is composed of care actions that the municipality provides the patients in their home or places they visit, such as special housing and daily activities. If the municipality has an agreement with the county council, they can also provide care actions in the patient's ordinary housing.

## Elderly women the most common group

Almost 400 000 people received at least one care action from the Municipal health and medical care in 2016, in accordance with the Health and Medical Service Act (Hälso- och sjukvårdslagen (2017:30) in Swedish).

83 percent of these individuals were 65 or older and are presented by sex and month in figure 1. There are only small variations between the months while there is a considerable difference between the sexes. For the entire year there were 80 000 more women than men and on average 58 000 more women every month.

**Figure 1. Number of people 65+ with care actions 2016, by sex and month**



Source: The register for care actions in Municipal health and medical care, The National Board of Health and Welfare

This difference is caused in part because there are more elderly women than elderly men in the country. But the difference in the number of care actions for men and women is also due to that a higher proportion of elderly women in the country receiving care actions compared to elderly men.

**Figure 2. Proportion of population with at least one care action December 2016**

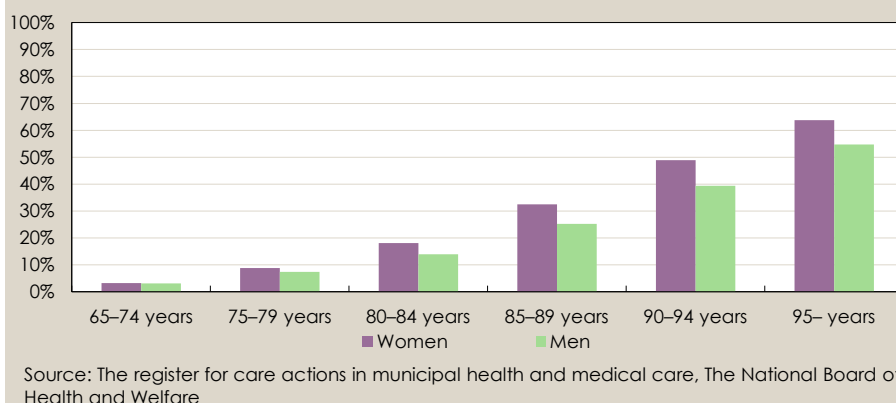
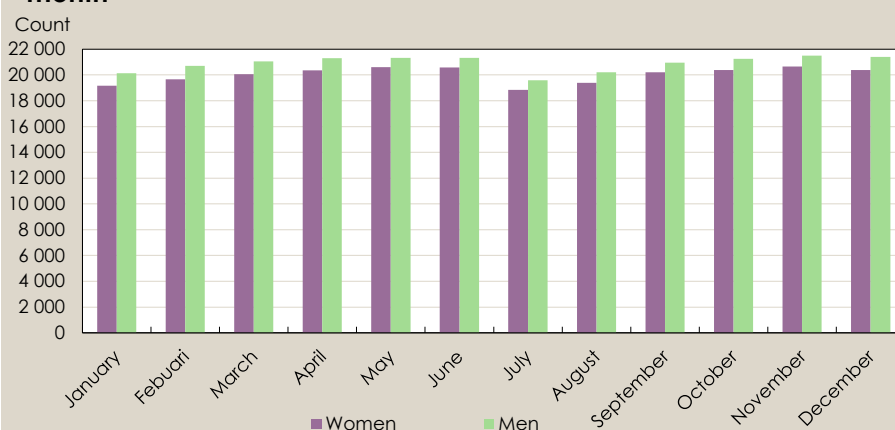


Figure 2 presents the remaining 83 percent, the individuals whom are younger than 65 and are presented in figure 3. As shown, there is an even distribution between the months, with about 40 000 people aged 0–64 years with at least one care action each month. Every month there is on average 872 more men than women. But for the entire year, there are about 200 more women than men. This means that men in this age group receive a higher number of care actions across several months compared to women.

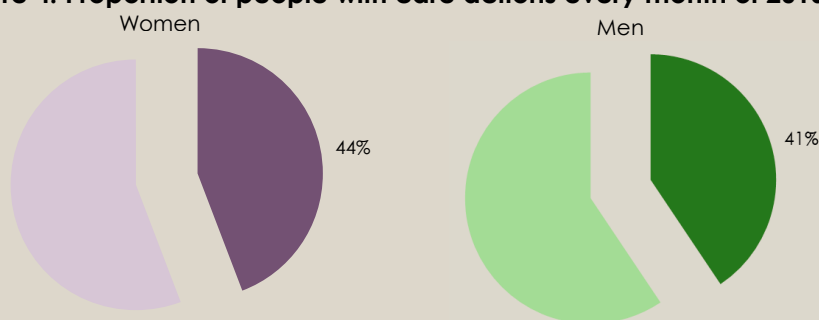
**Figure 3. Number of people 0–64 with care actions 2016, by sex and month**



## High proportion receive continuous care

Over 40 percent of all the people whom received at least on care action from the Municipal health and medical care in 2016, did so every month from the same municipal. These individual are highly likely to be in need of continuous and regular care. The proportion of women who receive continuous care is slightly higher than the proportion for men, se figure 4.

**Figure 4. Proportion of people with care actions every month of 2016, by sex**



Source: The register for care actions in Municipal health and medical care, The National Board of Health and Welfare

### Time series and regional differences

The scope of the statistics has varied over time. In the beginning the National Board of Health and Welfare only receive information about care actions provided to individuals in special housing and individuals with the service Daytime activities. Since a few years back however, the responsibilities of Health Care in people's homes have gradually shifted towards the municipals instead of the Counties. This has in turn expanded the scope of the register this statistics is based on.

This makes it natural that the number of care actions provided by the municipals has increased nationally over time.

At the time of this publication, only the municipalities in Stockholm County (except the municipality Norrtälje) do not bear that responsibility.

### More information

You can find more tables, graphs and information in the following Excel file (in Swedish, but with English list of terms):

[www.socialstyrelsen.se/publikationer2017/2017-5-6](http://www.socialstyrelsen.se/publikationer2017/2017-5-6)

### Contact information:

Lukas Ryan

Phone: +46 (0)75-247 34 50

E-mail: [lukas.ryan@socialstyrelsen.se](mailto:lukas.ryan@socialstyrelsen.se)