

Statistics on the Health and Medical Services of Municipalities 2022

In 2022, almost 412,000 patients received care from Municipal health and medical services. Of these, over 338,600 persons were 65 years and older. For 75 percent of patients with municipal health care, there is information on patient-related interventions classified according to KVÅ.

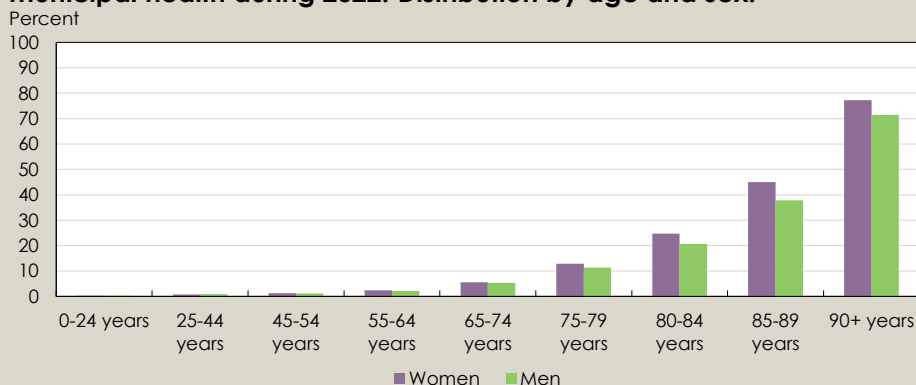
Municipal health and medical care

Municipal health care refers to care and treatment, which through the municipality's responsibility, is provided in special forms of housing, day-to-day activities and home care in ordinary housing. Responsibility for home care in ordinary housing and in so-called aid-assessed security housing requires that the municipality has agreed with the regions to take over such responsibility. At the time of this publication, only the municipalities in Stockholm County (except for Norrtälje) do not have that responsibility.

Elderly women are the largest group

Almost 412,000 patients received care from Municipal health and medical services in 2021. Of these, over 338,600 patients were 65 years and older. Women aged 65 years and older make up for half of the people with municipal health care. The second largest group is men aged 65 years and older, who make up for 32 percent. The gender distribution is uneven in the age group 65 years and older, 61 percent are women and 39 percent are men. While it is even in the age group younger than 65 years where 50 percent are women and 50 percent men.

Figure 1. Proportion of the population with at least one month of municipal health during 2022. Distribution by age and sex.



Source: National Register of Interventions in Municipal Health Care, The National Board of Health and Welfare

Interventions (KVÅ)

A new regulation came into practice in 2019, which means that the National Register of Interventions in Municipal Health Care has been supplemented with information on patient-related interventions (KVÅ) performed by licensed healthcare professionals (excluding physicians) with the municipality as care provider. The information has been published in the National Board of Health and Welfare's (NBHW) statistical database, but not as official statistics because of missing data. At the time of this year's publication, thirteen municipalities have not reported interventions to the register. The NBHW has made the assessment that for 2022 the missing data is at such a level that publication of statistics is possible.

Selection of interventions from KVÅ

The NBHW has together with representatives of the occupation's nurses, occupational therapists and physiotherapists selected a number of KVÅ codes. The selection covers all age groups in municipal healthcare and is updated annually. The selection for 2022 consists of 385 codes, of which 357 are grouped according to diagnostic and therapeutic interventions regarding body functions, activities and participation, environment and medication and other interventions, see table 1. This gives a good overview of the health care that patients receive.

Table 1. Division of the selection of interventions in sections targeting ICF

Section	D	T
Interventions targeting body functions		
Mental functions	PA	QA
Sensory functions and pain	PB	QB
Voice and speech functions	PC	QC
Functions of the cardiovascular, haematological, immunological and respiratory systems	PD	QD
Functions of the digestive, metabolic and endocrine systems	PE	QE
Genitourinary and reproductive functions	PF	QF
Neuromusculoskeletal and movement-related functions	PG	QG
Functions of the skin and related structures	PH	QH
Unspecified body functions	PI	QI
Interventions targeting activities and participation		
Learning and applying knowledge	PJ	QJ
General tasks and demands	PK	QK
Communication	PL	QL
Mobility	PM	QM
Self-care	PN	QN
Domestic life	PP	QP
Interpersonal interactions and relationships	PQ	QQ
Major life areas	PR	QR
Community, social and civic life	PS	QS

Section	D	T
Interventions targeting environment and medication		
Environment	PT	QT
Medication	PU	QU
Other interventions	PV	QV

D=Diagnostic, T=Therapeutic

Reporting of interventions

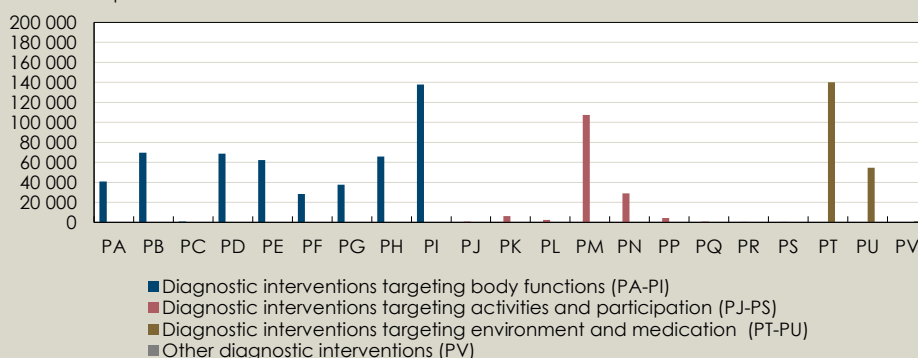
In 2022, the municipalities reported interventions classified according to KVÅ for 310,800 patients, which corresponds to 75 percent of all persons with interventions in municipal health care. The reason why National Register of Interventions in Municipal Health Care are missing interventions for 25 percent of patients has mainly two reasons. One is that a significant proportion of patients receive municipal healthcare from private healthcare providers who are not obliged to provide information to the register. The second reason is missing data.

Diagnostic interventions

Of patients with at least one reported intervention, 252,000 patients (81 percent) had received a diagnostic intervention. The most common diagnostic intervention was found under the section environment (PT) and was follow-up of assistive aid prescription and assessment of aid need. Then follows the intervention sampling UNS which is found under the section unspecified body functions (PI). Next comes mobility (PM), where a common intervention is assessment of changing body position. Very few patients have received diagnostic interventions in the sections communication (PL), domestic life (PP), community, social and civic life (PS), interpersonal interactions and relationships (PQ) and voice and speech functions (PC).

Figure 2. Number of patients who received at least one diagnostic intervention in each section year 2022.

Number of patients



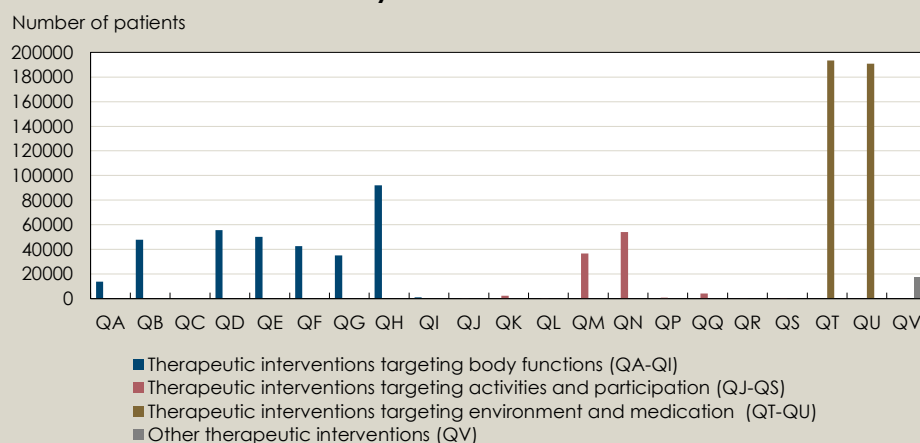
Source: National Register of Interventions in Municipal Health Care, The National Board of Health and Welfare

Therapeutic interventions

Almost 279,000 patients (90 percent) have received a therapeutic intervention. The most frequent therapeutic intervention is found under the sections

environmental (QT) and medication (QU). The most common intervention under environment concerned testing and prescribing aids. Many patients also receive therapeutic interventions under the section functions of the skin and related structures (QH), where wound care is the most common intervention. Very few patients have received therapeutic interventions in the sections; communication (QL), voice and speech functions (QC) and domestic life (QP).

Figure 3. Number of patients who received at least one therapeutic intervention in each section year 2022



Source: National Register of Interventions in Municipal Health Care, The National Board of Health and Welfare

More information

You can find more tables, graphs and information here (select *Tillhörande document och bilagor*):

www.socialstyrelsen.se/statistik-och-data/statistik/statistikammen/insatser-i-kommunal-halso-och-sjukvard/
(in Swedish, but with English list of terms).

Contact information

Questions regarding the statistics

Kristina Klerdal

Phone: 075-247 30 00

sostat@socialstyrelsen.se

Questions regarding the subject

Anna Netterheim

Phone: 075-247 30 00

anna.netterheim@socialstyrelsen.se

Questions regarding patient-related interventions (KVA)

Ann-Helene Almborg

Phone: 075-247 30 00

ann-helene.almborg@socialstyrelsen.se